

THIS DRAWING IS COPYRIGHT - ELECTRONIC DRAWING FILE NOTES:

1. ALL STRUCTURAL DRAWINGS, INCLUDING CONNECTIONS AND DETAILS, ARE TO BE READ IN CONJUNCTION WITH PER CONSULTINGS' STRUCTURAL SPECIFICATION. THE CONTRACTOR SHALL NOTIFY THE ENGINEER OF ANY DISCREPANCIES BETWEEN THE DRAWINGS AND THE SPECIFICATION BEFORE IMPLEMENTING THE WORKS.

2. THE CONTRACTOR SHALL NOTIFY THE ENGINEER OF ANY DISCREPANCIES BETWEEN (a) THE STRUCTURAL PLANS AND THE ARCHITECT BEFORE IMPLEMENTING THE WORKS.

3. NO DIMENSIONS SHALL BE STAINED FROM THE STRUCTURAL DRAWINGS. ALL DIMENSIONS SHALL BE ESTABLISHED ON SITE.

4. ALL TEMPORARY WORKS NECESSARY SHALL BE THE SOLE RESPONSIBILITY OF THE CONTRACTOR.

5. THE CONTRACTOR SHALL PARTICULARLY NOTE THAT ALL FOUNDATIONS ARE SUBJECT TO SITE CONDITIONS AND MAY BE VARIED AS THE WORKS PROCEED.

6. THE STRUCTURAL STEEL WORK SUPPLIER SHALL TAKE ALL SITE DIMENSIONS NECESSARY, PROVIDE SHOP FABRICATION DRAWINGS AND SUPPLY THEM TO THE ENGINEER FOR HIS INSPECTION AND FABRICATION TO BE CARRIED OUT WITHIN THE CONTRACTS AGREEMENT.

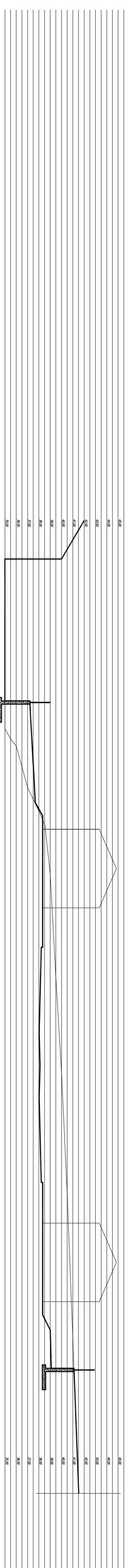
7. ALL BUILDING DETAILS TO BE CONSTRUCTED IN ACCORDANCE WITH THE HOMEOWNERS HANDBOOK UNLESS NOTED OTHERWISE.

8. THE CONTRACTOR MUST ENSURE THAT THE LOCATION OF ALL MASONRY CONTROL JOINTS IS CONFIRMED BY THE ARCHITECT AND THE ENGINEER PRIOR TO COMMENCING THE WORKS.

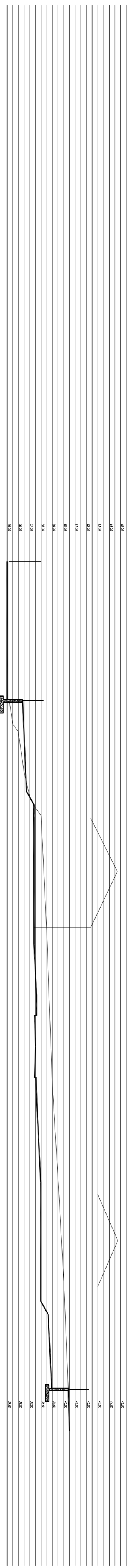
9. ALL STRUCTURAL PRODUCTS USED MUST BE CE MARKED IN ACCORDANCE WITH THE CONSTRUCTION PRODUCTS DIRECTIVE FROM 1st JULY 2011. ALL APPROVED STEEL CONNECTIONS SHALL BE FABRICATED IN ACCORDANCE WITH BS-41

10. ALL EXPANDING OR CHEMICAL ANCHORS IN GRADE C24/30 CONCRETE TO HAVE MINIMUM WORKING LOAD CAPACITIES AS SHOWN BELOW.

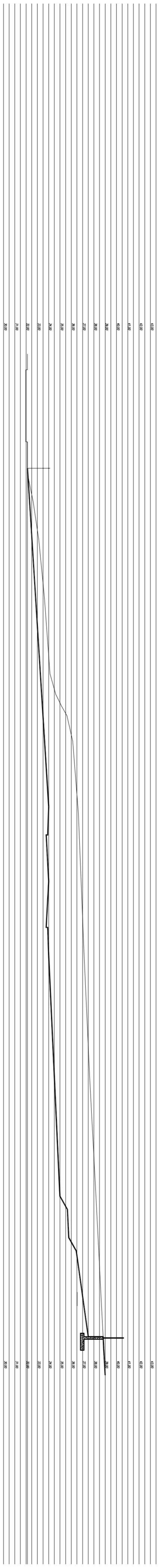
ANCHOR SIZE	M8	M10	M12	M16	M20	M24
TENSILE N_m	3.6000	7.4600	9.5300	15.3000	23.8000	40.00
SHEAR N_m	6.3000	10.00	14.00	27.0000	40.00	4.0000



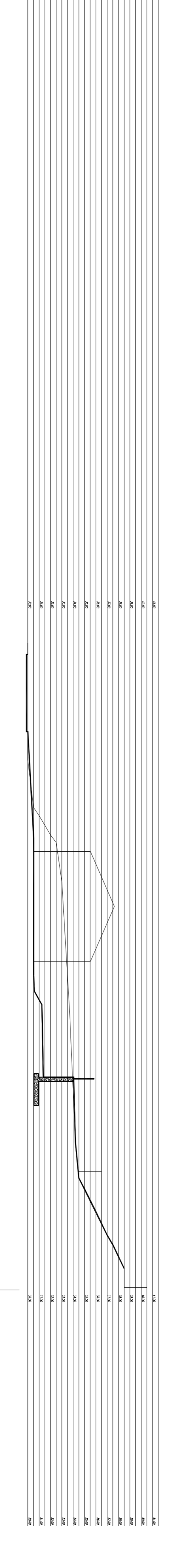
PROPOSED SECTION A-A
1:250



PROPOSED SECTION B-B
1:250



PROPOSED SECTION C-C
1:250



PROPOSED SECTION D-D
1:250

REV	DATE	DESCRIPTION	BY/CHKD/APP'D

Client: WATERFORD COUNTY COUNCIL

PHM Consulting
Civil - Structural - Environmental
11, Muller Street, Limerick, Ireland V94XWNS4
Tel: +353 (0)61 576220 Email: info@phm.ie Web: www.phm.ie

RESIDENTIAL DEVELOPMENT
AN GARRAN, TRAMORE
SITE SECTIONS
OPTION 2

Form	Scale	Project Number	Rev.
GC	1:250	107-77	
CHKD	DATE	DRAWING NUMBER	
EOD	19/6/18	806	A1
APP'D	SIGNATURE		
EOD	PLANNING 02		